

# Easy Ways to Personalize Hats, Bandanas, Totes, Denim, and Your Favorite Clothing

Looking for a fun and easy way to add your own personal touch to your favorite clothing and accessories? Here are a few ideas for how to personalize hats, bandanas, totes, denim, and more.



## Beautiful Embroidered Accessories: Easy Ways to Personalize Hats, Bandanas, Totes, Denim and Your Favorite Clothing by Tamsin Harvey

★★★★☆ 4.6 out of 5

Language : English  
File size : 265432 KB  
Text-to-Speech : Enabled  
Screen Reader : Supported  
Enhanced typesetting : Enabled  
Print length : 276 pages



## Hats

- **Embroidery:** Add a monogram, name, or favorite quote to a hat using embroidery. This is a classic way to personalize a hat, and it's relatively easy to do with a home embroidery machine or by hand.
- **Paint:** Use fabric paint to create a custom design on a hat. This is a great way to add a pop of color or to match a hat to a specific outfit.
- **Appliqué:** Cut out pieces of fabric and sew them onto a hat to create a unique design. This is a great way to use up scraps of fabric or to add

a personal touch to a plain hat.

- **Studs:** Add studs to a hat for a edgy look. This is a great way to personalize a hat and to make it more unique.
- **Patches:** Sew on patches to a hat to add personality and style. This is a great way to show off your favorite bands, movies, or hobbies.

## Bandanas

- **Tie-dye:** Tie-dye a bandana to create a unique and colorful design. This is a great way to add a personal touch to a bandana and to make it more unique.
- **Fringe:** Cut fringe into the edges of a bandana to create a more bohemian look. This is a great way to add texture and interest to a bandana.
- **Embroidery:** Embroider a design onto a bandana. This is a great way to add a personal touch to a bandana and to make it more unique.
- **Beading:** Sew beads onto a bandana to create a more glamorous look. This is a great way to add embellishment to a bandana and to make it more unique.
- **Paint:** Paint a design onto a bandana. This is a great way to add a personal touch to a bandana and to make it more unique.

## Totes

- **Fabric paint:** Use fabric paint to create a custom design on a tote bag. This is a great way to add a pop of color or to match a tote bag to a specific outfit.

- **Iron-on transfers:** Use iron-on transfers to add a design to a tote bag. This is a great way to add a personal touch to a tote bag and to make it more unique.
- **Embroidery:** Embroider a design onto a tote bag. This is a great way to add a personal touch to a tote bag and to make it more unique.
- **Appliqué:** Cut out pieces of fabric and sew them onto a tote bag to create a unique design. This is a great way to use up scraps of fabric or to add a personal touch to a plain tote bag.
- **Studs:** Add studs to a tote bag for a edgy look. This is a great way to personalize a tote bag and to make it more unique.


## Denim

- **Embroidery:** Embroider a design onto a denim jacket or jeans. This is a great way to add a personal touch to a denim item and to make it more unique.
- **Paint:** Use fabric paint to create a custom design on a denim jacket or jeans. This is a great way to add a pop of color or to match a denim item to a specific outfit.
- **Appliqué:** Cut out pieces of fabric and sew them onto a denim jacket or jeans to create a unique design. This is a great way to use up scraps of fabric or to add a personal touch to a plain denim item.
- **Studs:** Add studs to a denim jacket or jeans for a edgy look. This is a great way to personalize a denim item and to make it more unique.
- **Patches:** Sew on patches to a denim jacket or jeans to add personality and style. This is a great way to show off your favorite bands, movies, or hobbies.

## Your Favorite Clothing

- **Embroidery:** Embroider a design onto your favorite shirt, sweater, or dress. This is a great way to add a personal touch to a clothing item and to make it more unique.
- **Paint:** Use fabric paint to create a custom design on your favorite shirt, sweater, or dress. This is a great way to add a pop of color or to match a clothing item to a specific outfit.
- **Appliqué:** Cut out pieces of fabric and sew them onto your favorite shirt, sweater, or dress to create a unique design. This is a great way to use up scraps of fabric or to add a personal touch to a plain clothing item.
- **Studs:** Add studs to your favorite shirt, sweater, or dress for a edgy look. This is a great way to personalize a clothing item and to make it more unique.
- **Patches:** Sew on patches to your favorite shirt, sweater, or dress to add personality and style. This is a great way to show off your favorite bands, movies, or hobbies.

These are just a few ideas for how to personalize your favorite clothing and accessories. With a little creativity, you can easily create unique and stylish items that reflect your personal style.



### Beautiful Embroidered Accessories: Easy Ways to Personalize Hats, Bandanas, Totes, Denim and Your Favorite Clothing by Tamsin Harvey

★ ★ ★ ★ ☆ 4.6 out of 5


Language : English

File size : 265432 KB

Text-to-Speech : Enabled  
Screen Reader : Supported  
Enhanced typesetting : Enabled  
Print length : 276 pages


FREE

DOWNLOAD E-BOOK



## Octopus as Pets: A Comprehensive Guide to Care, Costs, Tank, Health, and Diet

Octopuses are fascinating creatures, with their eight arms, unique intelligence, and ability to change color and texture. But are they suited to...



## Akron, Ohio: A City of Poems

Akron, Ohio is a city with a rich literary history. From the works of Hart Crane to the poems of Etheridge Knight, Akron has been home to some of the most...