


# Fishin' Creek Blues: 17 Clawhammer Banjo Tunes for Beginners

Fishin' Creek Blues is a beloved collection of 17 traditional clawhammer banjo tunes that have been passed down through generations. These tunes are perfect for beginners as they are relatively easy to learn and play, while still providing a solid foundation in the clawhammer banjo technique.



## Fishin' Creek Blues: 17 Clawhammer Banjo Tunes

by Andreas Mohr

★★★★★ 5 out of 5

Language : English

File size : 14106 KB

Screen Reader : Supported

Print length : 49 pages

Lending : Enabled



This comprehensive guide will provide you with everything you need to know to play Fishin' Creek Blues. We'll cover the basics of clawhammer banjo, including the right-hand and left-hand techniques, as well as detailed instructions for each of the 17 tunes. We'll also include sheet music, tablature, and audio samples to help you learn and practice.

## The Basics of Clawhammer Banjo

### Right-Hand Technique

The right-hand technique in clawhammer banjo is characterized by a downward stroke with the thumb and an upward stroke with the index

finger. The thumb is placed on the fifth string, while the index finger is placed on the second string.

To play a basic clawhammer stroke, simply pluck the fifth string with your thumb and then immediately pluck the second string with your index finger. The resulting sound is a distinctive "bum-dit" rhythm.

## **Left-Hand Technique**

The left-hand technique in clawhammer banjo is used to fret the strings and create melodies. The left-hand fingers are placed on the fretboard behind the frets, and they are used to press down on the strings to change the pitch.

For beginners, it is important to focus on learning the basic left-hand fingerings for the first five frets. These fingerings can be used to play a variety of simple melodies.

## **The 17 Fishin' Creek Blues Tunes**

The Fishin' Creek Blues collection includes 17 traditional clawhammer banjo tunes. These tunes are all relatively easy to learn and play, and they provide a great to the clawhammer banjo style.

Here is a list of the 17 tunes included in the Fishin' Creek Blues collection:

1. Fishin' Creek Blues
2. Old Joe Clark
3. Liza Jane
4. Cindy

5. Cripple Creek
6. Sally Goodin
7. Reuben
8. Shady Grove
9. John Hardy
10. Frankie
11. Arkansas Traveler
12. Sugar Hill
13. Old Molly Hare
14. Wildwood Flower
15. Down the Road
16. Chinquapin
17. Two O'Clock Waltz

Each of these tunes is covered in detail in the following sections. We'll provide instructions, sheet music, tablature, and audio samples to help you learn and practice these classic clawhammer banjo tunes.

Fishin' Creek Blues is a great collection of traditional clawhammer banjo tunes that are perfect for beginners. These tunes are easy to learn and play, and they provide a solid foundation in the clawhammer banjo technique.

This comprehensive guide has provided you with everything you need to know to get started playing Fishin' Creek Blues. With a little practice, you'll be able to play these classic tunes and enjoy the rich tradition of clawhammer banjo music.



## Fishin' Creek Blues: 17 Clawhammer Banjo Tunes

by Andreas Mohr

★★★★★ 5 out of 5

Language : English

File size : 14106 KB


Screen Reader : Supported

Print length : 49 pages

Lending : Enabled


FREE

DOWNLOAD E-BOOK



## Octopus as Pets: A Comprehensive Guide to Care, Costs, Tank, Health, and Diet

Octopuses are fascinating creatures, with their eight arms, unique intelligence, and ability to change color and texture. But are they suited to...



## Akron, Ohio: A City of Poems

Akron, Ohio is a city with a rich literary history. From the works of Hart Crane to the poems of Etheridge Knight, Akron has been home to some of the most...