


Katy Perry's Musical Journey for Easy Piano: A Comprehensive Guide for Aspiring Musicians

For aspiring pianists, Katy Perry's music offers a delightful blend of pop, rock, and electronic influences that can be both challenging and rewarding to play. Whether you're a beginner or an experienced player, this comprehensive guide will provide you with everything you need to embark on a musical journey with Katy Perry's iconic songs.

Understanding Katy Perry's Piano Style

Katy Perry's piano playing is characterized by its energetic rhythms, catchy melodies, and occasional use of classical elements. Her ability to blend pop sensibilities with complex harmonies and sophisticated chord progressions makes her music both accessible and musically satisfying.



Katy Perry for Easy Piano by Katy Perry

★★★★☆ 4.8 out of 5

Language : English
File size : 33967 KB
Text-to-Speech : Enabled
Enhanced typesetting : Enabled
Word Wise : Enabled
Screen Reader : Supported
Print length : 72 pages



Some of the key elements of Katy Perry's piano style include:

- Strong rhythmic foundation
- Syncopated rhythms
- Use of triad inversions
- Arpeggios and broken chords

li>Dynamic range and expressive playing

Easy Piano Arrangements of Katy Perry's Songs

Many of Katy Perry's songs are available in easy piano arrangements, making them accessible to pianists of all skill levels. These arrangements typically simplify the original compositions while retaining the essential melodies and harmonies.

Here are a few popular Katy Perry songs arranged for easy piano:

- Roar
- Firework
- I Kissed a Girl
- Hot n Cold
- Dark Horse

Intermediate and Advanced Arrangements

For more experienced pianists, there are also intermediate and advanced arrangements of Katy Perry's songs available. These arrangements offer greater technical challenges, including complex rhythms, extended harmonies, and virtuosic passages.

Some recommended intermediate and advanced arrangements include:


- Teenage Dream (Advanced)
- California Gurls (Intermediate)
- Part of Me (Advanced)
- Wide Awake (Intermediate)
- Unconditionally (Advanced)

Tips for Learning Katy Perry's Music on Piano

- Start with easy arrangements and gradually progress to more challenging ones.
- Break down the songs into smaller sections and practice each section separately.
- Pay attention to the rhythm and syncopations.
- Use a metronome to maintain a steady tempo.
- Don't be afraid to experiment with different voicings and inversions.
- Listen to the original recordings to get an understanding of Katy Perry's playing style.
- Find a piano teacher or online resources for guidance and support.

Whether you're a beginner pianist looking to expand your repertoire or an experienced player seeking new challenges, Katy Perry's music offers a wealth of opportunities for musical exploration. With its catchy melodies, energetic rhythms, and sophisticated harmonies, her songs will provide you with hours of enjoyment and help you develop your pianistic skills.


So grab your piano, put on your favorite Katy Perry album, and embark on a musical journey that will inspire and challenge you.



Katy Perry for Easy Piano by Katy Perry


★★★★☆ 4.8 out of 5

Language : English
File size : 33967 KB
Text-to-Speech : Enabled
Enhanced typesetting : Enabled
Word Wise : Enabled
Screen Reader : Supported
Print length : 72 pages



Octopus as Pets: A Comprehensive Guide to Care, Costs, Tank, Health, and Diet

Octopuses are fascinating creatures, with their eight arms, unique intelligence, and ability to change color and texture. But are they suited to...



Akron, Ohio: A City of Poems

Akron, Ohio is a city with a rich literary history. From the works of Hart Crane to the poems of Etheridge Knight, Akron has been home to some of the most...

