


The Actor's Essential Guide to Surviving the Casting Process and Getting the Part

The acting world is a challenging one. For every successful actor, there are countless others who never quite make it. But for those who are willing to put in the work and dedication, there is no better feeling than finally landing that dream role.

If you're an aspiring actor, then you know that the casting process can be one of the most daunting aspects of the job. But it's also one of the most important. After all, if you can't get cast in roles, then you're not going to be able to act.



It's the Audition, Stupid!: The actor's essential guide to surviving the casting and getting the part

by Brendan McNamara

★★★★☆ 4.7 out of 5

Language : English

File size : 633 KB

Text-to-Speech : Enabled

Screen Reader : Supported

Enhanced typesetting : Enabled

Word Wise : Enabled

Print length : 112 pages

Lending : Enabled

Item Weight : 1.01 pounds

Dimensions : 5.63 x 0.75 x 8.19 inches

FREE

DOWNLOAD E-BOOK



That's why we've put together this comprehensive guide to surviving the casting process and getting the part. We'll cover everything you need to know, from preparing for auditions to networking with casting directors.

Preparing for Auditions

The first step to surviving the casting process is to prepare for your auditions. This means doing your research on the role, the casting director, and the project. You should also be prepared to perform a variety of scenes and monologues.

Do Your Research

The more you know about the role, the casting director, and the project, the better prepared you'll be for your audition. Here's some of the information you should research:

- The character's backstory and motivations
- The casting director's previous work
- The project's genre, tone, and budget

You can find most of this information online. But it's also a good idea to talk to your agent or manager if you have one. They can provide you with additional insights into the role and the casting process.

Prepare a Variety of Scenes and Monologues

Most casting directors will ask you to perform a variety of scenes and monologues in your audition. This is a great opportunity to showcase your range as an actor. But it's important to choose carefully which scenes and monologues you perform.

Here are a few tips for choosing the right scenes and monologues:

- Choose scenes and monologues that highlight your strengths as an actor.
- Choose scenes and monologues that are relevant to the role you're auditioning for.
- Choose scenes and monologues that are well-written and engaging.

Once you've chosen your scenes and monologues, it's time to start rehearsing. Practice performing them in front of a mirror or with a friend. The more you practice, the more confident you'll be in your audition.

Networking with Casting Directors

In addition to preparing for auditions, it's also important to network with casting directors. Casting directors are the people who decide who gets cast in roles. So it's important to make a good impression on them.

Here are a few tips for networking with casting directors:

- Attend industry events.
- Join professional organizations.
- Send personalized emails.
- Follow casting directors on social media.

When you're networking with casting directors, it's important to be professional and respectful. Avoid being pushy or demanding. Instead, focus on building relationships and learning about the casting process.

The Day of the Audition

The day of the audition is finally here! You've prepared for weeks, and now it's time to show the casting director what you've got.

Here are a few tips for the day of the audition:

- Arrive on time.
- Be prepared to perform your scenes and monologues.
- Be confident and professional.
- Thank the casting director for their time.

After the audition, it's important to follow up with the casting director. Thank them for their time and let them know you're interested in the role. You can also send them a professional headshot and resume.


The casting process can be a tough one. But if you follow the tips in this guide, you'll increase your chances of landing the part. Just remember to prepare for your auditions, network with casting directors, and be professional on the day of the audition. With hard work and dedication, you can achieve your dream of becoming a successful actor.

Here are some additional tips for the day of the audition:

- Dress professionally.
- Be polite to the casting director and other actors.
- Don't be afraid to ask questions.
- Stay positive and upbeat.

- Have fun!

Remember, the casting process is a marathon, not a sprint. It takes time to build relationships with casting directors and land roles. But if you stay persistent and never give up, you will eventually achieve your dreams.



It's the Audition, Stupid!: The actor's essential guide to surviving the casting and getting the part

by Brendan McNamara

★★★★☆ 4.7 out of 5

Language : English

File size : 633 KB

Text-to-Speech : Enabled

Screen Reader : Supported

Enhanced typesetting : Enabled

Word Wise : Enabled

Print length : 112 pages


Lending : Enabled

Item Weight : 1.01 pounds

Dimensions : 5.63 x 0.75 x 8.19 inches


FREE

DOWNLOAD E-BOOK



Octopus as Pets: A Comprehensive Guide to Care, Costs, Tank, Health, and Diet

Octopuses are fascinating creatures, with their eight arms, unique intelligence, and ability to change color and texture. But are they suited to...



Akron, Ohio: A City of Poems

Akron, Ohio is a city with a rich literary history. From the works of Hart Crane to the poems of Etheridge Knight, Akron has been home to some of the most...