

The Next Hour: The Most Important Hour In Your Logbook

Table of Contents

-
- [The Importance of Pre-Departure Planning](#)
- [What to Do During the Pre-Departure Hour](#)
- [Using Technology to Enhance Pre-Departure Planning](#)
- [Tips for Effective Pre-Departure Planning](#)
-

Every pilot knows that a successful flight starts long before the engines are started. In fact, the most important hour in your logbook is the hour you spend planning your flight before you ever get in the airplane.

Pre-departure planning is essential for any pilot, regardless of their experience level. It is the time to gather weather information, check NOTAMs, plan your route, and brief yourself on the procedures for your destination airport. By taking the time to plan your flight in advance, you can significantly reduce the risk of an accident.


The Next Hour: The most important hour in your logbook by Richard L. Collins

★★★★☆ 4.5 out of 5

Language : English

File size : 522 KB

Text-to-Speech : Enabled



Screen Reader : Supported
Enhanced typesetting: Enabled
Print length : 182 pages
Lending : Enabled



The Importance of Pre-Departure Planning

There are many reasons why pre-departure planning is so important. First, it allows you to make informed decisions about your flight. When you have all of the information you need, you can make better choices about your route, your altitude, and your fuel consumption.

Second, pre-departure planning helps you to avoid surprises. By knowing what to expect on your flight, you can be better prepared to handle any unexpected events that may arise.

Third, pre-departure planning can help you to save time and money. By taking the time to plan your flight in advance, you can avoid delays and unnecessary fuel consumption.

What to Do During the Pre-Departure Hour

The hour before your flight is a critical time for planning. Here are some of the things you should do during this time:

- **Gather weather information.** Check the weather forecast for your departure airport, your destination airport, and all of the airports in

between. Make sure you understand the weather conditions that you will be flying in, and be prepared to adjust your plans if necessary.

- **Check NOTAMs.** NOTAMs (Notices to Air Missions) are issued by the FAA to inform pilots of potential hazards or changes to airspace procedures. It is important to check NOTAMs before every flight, as they can provide vital information that could affect your safety.
- **Plan your route.** Use a flight planning app or website to create a route for your flight. Make sure you take into account the weather conditions, the airspace restrictions, and the fuel consumption of your aircraft.
- **Brief yourself on the procedures for your destination airport.** Make sure you understand the arrival and departure procedures for your destination airport. This includes knowing the runway lengths, the traffic patterns, and the communication frequencies.
- **Brief your passengers.** If you are flying with passengers, be sure to brief them on the safety procedures for the flight. This includes explaining the use of seat belts, life jackets, and oxygen masks.

Using Technology to Enhance Pre-Departure Planning

There are a number of technology tools that can help you to enhance your pre-departure planning. Here are a few of the most popular:

- **Flight planning apps and websites.** These apps and websites allow you to create flight plans, check weather conditions, and file flight plans with the FAA.
- **NOTAM apps.** These apps provide up-to-date NOTAM information for your departure airport, your destination airport, and all of the airports in between.


- **Weather apps.** These apps provide detailed weather forecasts for your departure airport, your destination airport, and all of the airports in between.

Tips for Effective Pre-Departure Planning

Here are a few tips for effective pre-departure planning:

- **Start early.** The more time you give yourself for pre-departure planning, the better prepared you will be for your flight.
- **Be thorough.** Make sure you gather all of the information you need and consider all of the potential risks.
- **Be flexible.** Be prepared to adjust your plans if necessary, based on the weather conditions or other factors.
- **Use technology to your advantage.** There are a number of technology tools that can help you to enhance your pre-departure planning.

Pre-departure planning is an essential part of any successful flight. By taking the time to plan your flight in advance, you can significantly reduce the risk of an accident and ensure that you have a safe and enjoyable flight.



The Next Hour: The most important hour in your logbook by Richard L. Collins

★★★★☆ 4.5 out of 5

Language : English


File size : 522 KB

Text-to-Speech : Enabled

Screen Reader : Supported


Enhanced typesetting : Enabled

Print length : 182 pages
Lending : Enabled



Octopus as Pets: A Comprehensive Guide to Care, Costs, Tank, Health, and Diet

Octopuses are fascinating creatures, with their eight arms, unique intelligence, and ability to change color and texture. But are they suited to...



Akron, Ohio: A City of Poems

Akron, Ohio is a city with a rich literary history. From the works of Hart Crane to the poems of Etheridge Knight, Akron has been home to some of the most...