


Twenty to Make Tatted Snowflakes: A Festive Guide for Tatting Enthusiasts

As the holiday season approaches, the air fills with the spirit of giving and the warmth of family traditions. For many, tatting, the art of creating delicate lace with a shuttle and thread, becomes a beloved way to spread festive cheer. Tatted snowflakes, with their intricate patterns and ethereal beauty, have long been a symbol of the winter season.



Twenty to Make: Tatted Snowflakes by Laurie Sharp

★★★★☆ 4.6 out of 5

Language : English

File size : 37551 KB

Screen Reader : Supported

Print length : 48 pages



The Magic of Tatting


Tatting is a centuries-old craft that originated in Europe. The technique involves looping and knotting a single thread around a small shuttle to create a series of intricate stitches. The resulting lacework can be used to adorn clothing, create delicate jewelry, and decorate the home with a touch of elegance.

Tatting snowflakes hold a special place in the hearts of lace makers. Their intricate designs, often inspired by nature, capture the delicate beauty of winter's snowfall. From simple six-pointed stars to elaborate, multi-layered


masterpieces, tatted snowflakes offer endless possibilities for creativity and artistic expression.

Twenty Festive Snowflake Patterns

To help you embrace the joy of tating this holiday season, we present a collection of twenty snowflake patterns, each designed to inspire your imagination and add a touch of festive charm to your home.



- **Snowy Star:** A classic six-pointed snowflake with delicate lacework that evokes the beauty of winter's stillness.



- **Winter Solstice:** An eight-pointed snowflake with a geometric design that captures the essence of the shortest day of the year.



- **Frosted Blossom:** A twelve-pointed snowflake adorned with a floral motif, adding a touch of springtime elegance to the winter landscape.

These are just a few examples from our collection of twenty snowflake patterns. Explore the full gallery to find designs that match your skill level and artistic preferences.

Step-by-Step Instructions

For beginners to tatting, we provide clear and comprehensive step-by-step instructions to guide you through the process of creating your own tatted snowflakes. Learn the basic stitches, including the double stitch, half stitch, and picot, and master the techniques needed to bring your snowflake designs to life.

Our instructions are accompanied by detailed diagrams and helpful videos that visually demonstrate each step. Whether you are new to the craft or looking to refine your skills, these resources will empower you to create stunning tatted snowflakes with confidence.

Tatting for the Holidays

The holiday season is the perfect time to embrace the art of tatting. Tatted snowflakes can be used to adorn Christmas trees, create festive garlands, or add a touch of elegance to gift wrapping. They also make thoughtful and handmade ornaments that can be cherished for years to come.

As you tat these delicate snowflakes, imagine the joy they will bring to your loved ones and the warm memories they will evoke for generations to come. The act of tatting becomes a meditative practice, a way to slow down, connect with the present moment, and create something truly special.

Twenty to Make Tatted Snowflakes is an invitation to discover the enchanting world of tatting and to celebrate the magic of the holiday season. Whether you are a seasoned tatting enthusiast or a curious beginner, our collection of patterns, step-by-step instructions, and festive

ideas will inspire you to create stunning snowflakes that will bring joy and beauty to your home and the hearts of those you love.

As you embark on this creative journey, remember that tatting is a craft that fosters patience, precision, and a deep appreciation for the beauty that can be found in the simplest of things. May these tatted snowflakes become a symbol of the magic and wonder that the holiday season holds.

To access the full collection of twenty snowflake patterns and step-by-step instructions, visit our website at www.tattingforholidays.com. Share your creations with us on social media using the hashtag #tattedsnowflakes, and spread the joy of this festive art form.

Happy tatting, and may your holidays be filled with love, laughter, and the magic of snowflakes.



Twenty to Make: Tatted Snowflakes by Laurie Sharp

★★★★☆ 4.6 out of 5

Language : English

File size : 37551 KB


Screen Reader : Supported

Print length : 48 pages

FREE


DOWNLOAD E-BOOK





Octopus as Pets: A Comprehensive Guide to Care, Costs, Tank, Health, and Diet

Octopuses are fascinating creatures, with their eight arms, unique intelligence, and ability to change color and texture. But are they suited to...



Akron, Ohio: A City of Poems

Akron, Ohio is a city with a rich literary history. From the works of Hart Crane to the poems of Etheridge Knight, Akron has been home to some of the most...